



## Key Stage 4 Options

2023 – 25

# Contents

Overview of options process including message from the principal .....Page 3 –7

## **CORE SUBJECTS**

English Language .....Page 9

English Literature .....Page 10

Mathematics .....Page 11

Combined Science .....Page 12

Separate Science .....Page 13

KS4 Core Physical Education .....Page 14

## **OPTION SUBJECTS**

Art and Design .....Page 16

Business .....Page 17

Computer Science .....Page 18

Dance .....Page 19

Design and Technology .....Page 20

Drama .....Page 21

Hospitality and Catering .....Page 22

French .....Page 23

Geography .....Page 24

History .....Page 25

Creative iMedia .....Page 26

Music .....Page 27

Physical Education .....Page 28

Philosophy and Religion .....Page 29

Spanish .....Page 30

Textile Design .....Page 31

# Message from the Principal



Great Western Academy provides a broad and balanced curriculum designed to engage and challenge students so that they achieve the very best possible range of qualifications to enable them to fulfil their future ambitions.

Our curriculum is ambitious and aspirational; we understand the importance of achieving the best qualifications in order to maximise chances of success beyond school. It is excellent results that will get our students to the door of the next stage of their learning journey, be it employment, apprenticeships, post-16 qualifications with another provider, or for the majority, a place at GWA sixth form.

The curriculum is designed to offer students a diverse and coherent choice of courses and learning experiences. The knowledge, skills and understanding from their Key Stage 4 studies will remain with them long after examinations. Ultimately, our goal is for GWA students to leave school as confident, independent life-long learners, equipped with the transferable skills needed to thrive in an ever-changing world.

## Key Information

**CORE CURRICULUM:** All students follow the core curriculum until the end of Year 11. These courses and the qualifications which they lead to are shown in the table below. The core curriculum alone gives students the opportunity to achieve up to 6 GCSEs. Further information about the core courses is given later in the booklet. The diagram below outlines the teaching time allocated to the core curriculum:

Subject	English	Maths	Science	PE	PSHER
Taught periods per week	5	5	5	2	1
Qualifications	2 GCSEs (i)	1 GCSE	2-3 GCSEs (ii)	Not accredited	Not accredited

*i) All students study GCSE English Language and English Literature.*

*ii) Students follow one of two science courses, either Triple Award (Separate Sciences) leading to three separate GCSEs in biology, chemistry and physics or Combined Science leading to a double GCSE award.*

**OPTIONS CHOICES:** All students must make **four** option choices, of which at least one must be French, Spanish, Geography or History. Students will then have 3 other choices. Details of all choices students can take can be found in this booklet.

# Curriculum and assessment reforms

Following reforms to GCSEs from 2015, all courses have a revised content and use a numbered grade system ranging from 9 at the top to 1 at the bottom to replace the traditional A\*-G letter grade system.

For those new to the 9-1 grading system, Ofqual (Office of Qualifications and Examinations Regulation) state that nationally an approximately equal proportion of students will achieve a grade 4 and above in the new system as achieved a grade C and above in the recent past. In other words, the bottom of a grade 4 is aligned with the bottom of an old grade C. Broadly the same proportion of students will achieve a grade 7 and above as achieved an A-A\*, while at the other end of the scale the bottom of a grade 1 is aligned with the bottom of a grade G. Under the new system finer grading is used for the upper part of the scale with 6 grades from 9-4 replacing the former 4 grades from A\*-C, while broader grading is used for the lower part of the scale with 3 grades from 3-1 replacing the 4 grades from D-G.

The diagram below helps to illustrate how the new numbered grade system aligns to the old letter-based system.

Old GCSE grading system	A*	A	B	C	D	E	F	G	U	
New GCSE grading system	9	8	7	6	5	4	3	2	1	U

The new 9-1 grading system applies to all GCSE courses.

GCSE courses are now assessed linearly, i.e. all examinations take place at the end of the course. For most students, this means the vast majority of their examinations are at the end of Year 11 and they will not have the opportunity to resit examinations during Key Stage 4.

The other main form of assessment in GCSE courses is called non-examination assessment (NEA), which is coursework completed in class in Year 10 and/or Year 11 under the supervision of the class teacher.

Non-examination assessment has either been phased out entirely or reduced in its contribution to the overall grade in many of the GCSE courses, increasing the importance of the examinations at the end of Year 11. More details about the nature of non-examination assessment in each course and the contribution it makes to the overall grade can be found in the subject information which follows.

# The English Baccalaureate

The English Baccalaureate (EBacc) is a performance measure in school league tables introduced in 2010. It recognises those students who achieve a GCSE grade 9-5 or equivalent in English, maths, two sciences (which may include computing GCSE), a modern or ancient foreign language and either geography or history.

The EBacc is not a qualification in itself and is not certificated for students achieving the EBacc combination of subjects. While the EBacc includes academic subjects highly valued by universities, it is not required for entry to any Russell Group university (though a small number expect a language GCSE for any degree course). The purpose of the EBacc, as stated by the Government, is to encourage students to achieve a broad set of academic GCSE qualifications.

At GWA, students are able to study the EBacc combination of subjects if they choose to do so. For many, choosing EBacc subjects is a very sensible route at Key Stage 4, but for other students a different combination of subjects may be better suited to their strengths and interests and the requirements of their post-16 route. Therefore, it is not compulsory for students to study the EBacc combination of subjects.



## Timeline for options process

A careful sequence of events has been planned so that students make well informed decisions and choose the best curriculum for them.

- **Tuesday 10th January** – KS4 Options Assembly for Y9 students
- **Wednesday 11th January** – KS4 Options Evening for Y9 parents & students / options form shared
- **Friday 27th January** – Deadline for completing option forms
- **Term 3/4 onwards** – Follow up advice and guidance interviews for some students
- **Term 6** – 2022-2023 student timetables published

# Making good option choices

Making the right choice of courses at Key Stage 4 is very important because it may affect a student's progression after Year 11 and possibly their future career opportunities. Option choices will also determine the number, type and grade of qualifications a student will achieve, as well as their enjoyment of Years 10 and 11.



Students should ask themselves the following four questions:

## **1. What am I good at and what courses will I succeed in?**

Recent progress reports and scores in assessments will help students to identify their areas of strength. If students are unsure about their ability to succeed in a particular course, they should ask their subject teacher at the end of a lesson or at the Year 9 Parents Evening.

## **2. What am I interested in and what do I enjoy?**

It is important to make sure students choose a course because they find the subject interesting rather than just because they like the teacher or the group of friends in their current Year 9 class. Many students will not have the same teacher or classmates in a particular subject next year.

## **3. What type of learner am I?**

All courses are designed to have a variety of activities that appeal to students with different learning preferences, although some courses may be particularly well suited to certain types of learner. Therefore, students should aim to choose a combination of subjects that contain at least one or two courses that match their learning preferences. This might include more vocational courses, more practical courses or more 'written' courses, for example.

## **4. What qualifications do I need for my next step after Year 11 and beyond?**

One of the most important outcomes of Key Stage 4 is that students achieve the qualifications that they need for progression to their desired next step after Year 11 and in their long-term aspirations.

If students are clear about what career they wish to pursue they should seek advice about relevant courses. At this stage, many students will not know exactly what career they want to pursue and should not be overly concerned if they are unsure about what they want to do after Year 11, so long as they follow the advice of choosing a balanced curriculum to help keep their post-16 options open. However, it is important that students think ahead as much as possible and find out what qualifications they may need for their desired post-16 education.

# Information, advice and guidance

This booklet provides information about the courses on offer and the options process. Please keep it safe as it will be useful to refer to throughout Years 9, 10 and 11. It is also available on the School website. Please ensure you attend the Year 9 Parents evenings and make appointments with the subject teachers as this is a valuable opportunity to discuss a student's potential for Key Stage 4 courses and seek further course information.

Similarly, it is very important that students and parents attend the Key Stage 4 Options Evening when Mr Davis, Principal and Mr Clarke, Vice Principal—curriculum, will give an overview of the options process before students and parents have the opportunity to visit course presentations on the school website and talk with key staff.

Students should be proactive in discussing their option choices with their parents and seek advice and guidance from the relevant people in the table below.

Staff (role)	Area of advice
Year 9 Tutors	- overview of student's strength - knowledge of the options process
Subject teachers	- further information about a particular course - student's likely outcome from a course
Miss Cook (Careers Lead)	- advice about careers and progressions to apprenticeships, employment, college or sixth form
Miss Winsbury—Assistant Principal (Inclusion and Wellbeing)	- advice for students with SEN
Mr Greenish (Assistant Principal)	- options process
Mr Clarke (Vice Principal)	- questions about school options policy

## Core PSHE Curriculum

During Year 10 and 11, students will continue to focus on their own personal growth through the study of PSHE. For half of both academic years, they will be immersed into the PSHE program through the delivery of an explicit lesson each week, supported by weekly tutor times and 2 Successful Lives Days within the academic year. For the other half of the academic year the students will be following a Religious Studies program, but will still be in receipt of PSHE during tutor time each week.

The PSHE program covers a wide and varied range of topics to encourage students to expand knowledge and begin to develop and strengthen their own outlook and opinions of the world around them. They will focus on topics such as careers and educational choices, relationships and sex education, managing risk, how to manage their own finances, human rights and world politics, and health and wellbeing.

PSHE at GWA is about educating our young people on how to navigate a world which is wide open to them, teaching them how to both accept and embrace opportunity along with how to navigate and manage the inevitable risks and challenges that life will bring.



# Core Subjects

## CORE SUBJECTS

English Language	.....Page 9
English Literature	.....Page 10
Mathematics	.....Page 11
Combined Science	.....Page 12
Separate Science	.....Page 13
KS4 Core Physical Education	.....Page 14



# GCSE English Language



## Why should I study English Language?

English students are critical thinkers, they are empathetic and can view the world in different ways. They are analytical, they are creative, and they can express their opinions thoughtfully. All are key and valued skills as you leave school and enter the wider world.

## How will I learn?

Lessons will vary between studying a wide variety of Fiction extracts, Non-fiction texts, as well as creative writing.

You will learn through class discussion, exploration of texts, multimedia approaches, creative writing, group work and independent study.



## How will I be assessed?

There are two exams at the end of Year 11. These are divided into Fiction and Non-Fiction, with reading and writing sections both 50% of the GCSE.

- **Paper 1:** Explorations in Creative Reading and Writing
- **Paper 2:** Writers' Viewpoints and Perspectives
- **Non-Exam Unit Spoken Language presentation:** You will take part in a presentation. This awards you a separate grade at Pass, Merit, or Distinction.

## Progression—where could this course take me?

English is a key skill essential to prepare you for life beyond school and is a core subject needed for many college courses.

You could study English Language at A Level leading on to an English based, Linguistics, or Humanities degree.

A GCSE English pass can also lead you to an array of A Level courses including Law, Psychology, History, Theatre Studies, Politics and more.

English is a gateway to a wide variety of careers across many fields.

### Key Facts at a glance

Qualification Name: GCSE English Language

Qualification Type: GCSE


Assessment: 100% Exam

Examination Board: AQA

EBacc Subject: Yes

Further Information: See Mrs Houghton

# GCSE English Literature



## Why should I study English Literature?

English Literature allows you to explore texts from a variety of perspectives and time periods. Reading widely builds confidence and understanding of who we are, and our place in the world. Understanding diverse forms of literature encourages you to consider different opinions and experiences, helping you to become a well-rounded person.

## How will I learn?

Lessons will include learning a variety of set literature texts, from Shakespeare to modern poetry.

You will learn through class discussion, exploration of texts, learning the historical and social context of a text, multimedia approaches, role play, creative writing, group work and independent study.

## How will I be assessed?

There are two exams at the end of Year 11:

### Paper 1: Shakespeare and the 19<sup>th</sup> Century Novel

One exam focusing on a Shakespeare play and Pre 19<sup>th</sup> Century text: 40% of the GCSE.

### Paper 2: Modern Texts and Poetry

One exam focusing on a Post 19<sup>th</sup> Century text, Poetry Anthology and Unseen Poetry section: 60% of the GCSE



## Progression—where could this course take me?

You could study English Literature A Level leading on to an English based, Arts, or Humanities degree.

A GCSE English Literature pass can also lead you to an array of A Level courses including Law, Psychology, History, Theatre Studies, Politics and more.

English is a gateway to a wide variety of careers across many fields.

### Key Facts at a glance

Qualification Name: GCSE English Literature

Qualification Type: GCSE


Assessment: 100% Exam

Examination Board: AQA

EBacc Subject: Yes

Further Information: See Miss Stevens

# GCSE Mathematics




## Why should I study Maths?

Numbers are a universal language. Mathematicians can comprehend, interpret and communicate mathematical information in a variety of forms. Studying maths improves problem solving, ability to analyse data, communication, logical thinking and attention to detail.

## How will I learn?

You will learn through excellent teaching, including use of independent study, group and class discussion to develop your skills as a mathematician, problem solver and critical thinker.



## How will I be assessed?

Assessed through three 90 minute exams at the end of year 11, one non-calculator and two calculator papers around many varied topics that are covered under these six main areas:

1. Number
2. Algebra
3. Ratio, proportion and rates of change
4. Geometry and measures
5. Probability
6. Statistics

## Progression—where could this course take me?

As well as following directly into both Maths and Further Maths A Level there is also the opportunity to study Level 3 Core Maths which will help support many other subjects, including but not limited to Geography, Business, Psychology, Sociology and the Sciences.

Most careers/further qualifications require a minimum of a grade 4 in GCSE Maths.

### Key Facts at a glance

Qualification Name: GCSE  
Mathematics

Qualification Type: GCSE

Assessment: 3 Exams, 100% Exams.

Examination Board: Edexcel

EBacc Subject: Yes

Further Information: See Mr Carney

# GCSE Combined Science



## Why should I study Combined Science (Core)?

GCSE Combined Science covers the compulsory program of study for GCSE science, which is a core subject. All aspects of the statutory Biology, Chemistry and Physics content are covered and students will gain confidence in all the practical skills. This course is suitable for all learners and allows progression on to the all A-level and other level 3 science courses.

## How will I learn?

Biology, Chemistry and Physics are all practical subjects and at least 50% of your lessons will have some practical element. You will be taught the theory in all three sciences through a combination of teacher-led and student-led activities including research task, group discussions and modelling of scientific concepts and ideas. In all three sciences, there is a strong literacy and numeracy component so you can also expect extended writing and calculation tasks as well as data analysis and graph-drawing.

## How will I be assessed?

Your teacher will continually assess your understanding and development of your practical skills to ensure you are making excellent progress. At the end of Year 11, you will sit six papers; two in each science subject:

Biology Paper 1 : 1 hour 15 minutes

Biology Paper 2 : 1 hour 15 minutes

Chemistry Paper 1 : 1 hour 15 minutes


Chemistry Paper 2 : 1 hour 15 minutes

Physics Paper 1 : 1 hour 15 minutes

Physics Paper 2 : 1 hour 15 minutes

## Progression—where could this course take me?

This course provides an excellent education in all three sciences that could open up a range of post-16 courses, including all science A-level subjects and careers. Students who have studied GCSE Combined Science in the past have gone on to careers as vets, nurses, engineers, solicitors, environmental chemists and even science teachers!



### Key Facts at a glance

Qualification Name: GCSE Combined Science - Trilogy

Qualification Type: GCSE


Assessment: Written examination

GCSE Equivalent: 2 GCSEs are awarded

Examination Board: AQA

EBacc Subject: Yes

# GCSE Separate Science



## Why should I study Separate Sciences?

These are three very academic courses for those students with a particular interest in science and a thirst for deeper scientific understanding, beyond GCSE Combined Science. It has a higher demand than the GCSE combined science, particularly in literacy and mathematical skill. All the same topics as GCSE Combined Science are studied, but in greater depth. There is also an additional Space Physics topic.

## How will I learn?

Biology, Chemistry and Physics are all practical subjects and at least 50% of your lessons will have some practical element. You will be taught the theory in all three sciences through a combination of teacher-led and student-led activities including research task, group discussions and modelling of scientific concepts and ideas. In all three sciences, there is a strong literacy and numeracy component so you can also expect extended writing and calculation tasks as well as data analysis and graph-drawing.

## How will I be assessed?

Your teacher will continually assess your understanding and development of your practical skills to ensure you are making excellent progress. At the end of Year 11, you will sit six 105-minute papers; two in each science subject:

Biology Paper 1 : 1 hour 45 minutes

Biology Paper 2 : 1 hour 45 minutes

Chemistry Paper 1 : 1 hour 45 minutes

Chemistry Paper 2 : 1 hour 45 minutes

Physics Paper 1 : 1 hour 45 minutes

Physics Paper 2 : 1 hour 45 minutes

## Progression—where could this course take me?

These GCSEs will allow progression onto all A-level science courses (most providers require Grade 6 and above) and then on to a variety of university courses, vocational degrees and careers. They could stand you in good stead for a career in medicine, engineering, food science, forensics, mechanics, animal care and management or even education!

### Key Facts at a glance

Qualification Name: GCSE Biology, GCSE Chemistry, GCSE Physics

Qualification Type: GCSE

Assessment: Written examination

GCSE Equivalent: 3 GCSEs are awarded

Examination Board: AQA

EBacc Subject: Yes

Further Information: It is not possible to take these separately at GWA, you must take all three sciences OR GCSE combined science.

# KS4 Core Physical Education



## Why should I study Core Physical Education?

In core PE expectations are high, with a challenging, yet energetic and stimulating learning environment. Students are provided with learning experiences to introduce them to a large variety of activities that are designed to develop their practical performance, knowledge of key concepts, rules and tactics and lay the foundations for life-long healthy lifestyles

Units are structured with links to anatomy and physiology, fitness components, training methods, benefits of exercise and its effect on the body and sports psychology. These are crucial aspects to the PE curriculum and are included to broaden and deepen understanding to stimulate student curiosity and love of the subject.

## How will I learn?

Students participate in a wide-range of both team and individual sports, with an emphasis on improving their own personal levels of fitness, sporting technique and an array of enterprise skills. GWA's focus at this stage is to ignite a passion for physical activity by introducing young people to as many strands of sport as possible; striking the right balance between participation, performance and knowledge development.

There will be a wide variety of sports taught from invasion games, to fitness skills, Multi-sports and much more.



## How will I be assessed?

Core PE is assessed through a head, heart and hands learning model. The 'Head' grade is based on the student's knowledge and sport science behind each sport. This is tested by students answering three GCSE styled questions on the two sports they have learnt in each term. 'Heart' is graded based on the resilience and effort a student demonstrates in each sport. Hands is the physical ability within each skill application and tactical awareness of each sport. This allows for a more holistic approach for assessing PE.

There is no assessment in Core Physical Education or formal qualification. However it is a statutory requirement.

## Progression—where could this course take me?

Core Physical Education gives students the opportunity to learn how to stay fit and healthy. By allowing students to experience a wide variety of sports could introduce students to a new hobby or interest.






# Option Choices

## OPTION SUBJECTS

Art and Design	.....Page 16
Business	.....Page 17
Computer Science	.....Page 18
Dance	.....Page 19
Design and Technology	.....Page 20
Drama	.....Page 21
Hospitality and Catering	.....Page 22
French	.....Page 23
Geography	.....Page 24
History	.....Page 25
Creative iMedia	.....Page 26
Music	.....Page 27
Physical Education	.....Page 28
Philosophy and Religion	.....Page 29
Spanish	.....Page 30
Textile Design	.....Page 31

# GCSE Art and Design



## Why should I study Art and Design?

Art is a fascinating subject to have the exciting opportunity to take at GCSE. It has endless opportunities and pathways into exciting careers in the future. Russel Group Universities now suggest that a student should combine more academic subjects like science with art subjects to thrive.

Art enables you to think in a unique and creative way which helps progress in other subjects and creates a more balanced mind. Creativity is everywhere you look – the chair you are sat on has been designed by an artist, the clothing you are wearing, the house you live in, the social media app you are using – all created by an artist!

Because the course we will be running at GWA is so flexible and broad we have lots of freedom to produce and decide on your own art work and topics moving forward. This means you can do more of what you would like to do. As teachers we will simply guide you along your arts journey whilst introducing you to exciting new materials, processes, artists and techniques.

## How will I learn?

Students will start the course with a series of workshop-based lessons where they will have the opportunity to experiment with different materials, techniques and processes building on the skillset they have already developed in key stage 3. This will include ceramics, sculpture, painting, drawing, print-making, collage, mixed media, photography and digital manipulation. Students will take inspiration from artists, designers and cultures to help develop their own work.

Students will be encouraged to come up with their own ideas and areas of interest within the broad topics they are given; ensuring all students find something they are excited and inspired by to focus on in the course. Students will develop skills to work independently and will also be introduced to different skills, techniques and processes for possible career paths, including apprenticeships, college courses and University. Students will be able to think creatively and use their imagination to problem solve and develop their work.

## How will I be assessed?

The Art GCSE is made up of two components.

### Component 1 - Coursework portfolio.

Worth 60% of the final grade. The coursework projects will be completed in lesson time and as homework throughout year 10 and the first half of year 11. They will use a number of exciting materials and processes continuing on from the skills and techniques they have learnt in key stage 3.

### Component 2 – The exam.

Worth 40% of the final grade. This involves a 10-hour practical exam which is split over a few days. The students produce a final piece for the exam project e.g. a painting, drawing, sculpture or print.

## Progression—where could this course take me?

- Architect
- Landscape designer
- Website owner/blogger
- Prop Designer
- You tube designer
- iPhone/android app designer
- Web designer
- Television/filmmaker
- Special effects designer
- Costume designer
- Wedding photographer
- Retouch artist
- Advertising photographer
- Web designer
- Interior Designer
- Game Design

### Key Facts at a glance

Qualification Name: GCSE Art and Design – Fine Art

Qualification Type: GCSE

Assessment: 40% exam 60% coursework

Examination Board: AQA

EBacc Subject: No

Further Information: Please note that if a student has not taken Art in year 9 they will still be able to choose art as a GCSE option.



# GCSE Business



## Why should I study Business?

Do you like learning about the real world? Do you want to study a subject that will be relevant to the rest of your life? Then GCSE Business is for you!

Whatever career or industry you want to work in when you are older, the concepts and skills that you learn in Business will be of benefit to you. You might have an interest in business or want to start your own business one day. You may have an enquiring mind and be interested in learning about the world around you, how businesses are set up, and what it is that makes someone a great entrepreneur. This course will help you to understand all this and more. On the GCSE course you will learn about the key functional areas of a business, including Marketing, Finance and Human Resources and you will learn about how businesses grow and some of the important decisions that need to be made.

## How will I learn?

In GCSE Business we will apply everything we learn to real life businesses. We will look at a wide variety of firms, from small, local enterprises to huge international corporations. A crucial skill that you will develop will be your ability to relate your learning to a context. You will develop your communicating skills and how to explain your ideas and will need to enjoy:

- thinking creatively and making decisions
- working with numbers to solve business problems
- learning about the world of business through real and relevant local and international brands

In class you will enjoy a variety of lesson styles including group work, research projects and investigations as well as more traditional learning.

## How will I be assessed?

The GCSE Business Course is 100% examined:

Paper 1 - Theme 1: Investigating small business: Written exam: 90 minutes, 90 marks

Paper 2 - Theme 2: Building a business: Written exam: 90 minutes, 90 marks

Each paper contributes 50% of the total GCSE grade. Both papers are structured to include a mixture of multiple choice, calculation, short-answer and extended-writing questions.

## Progression—where could this course take me?

GCSE Business can lead to a wide number of courses and pathways.

Students with GCSE Business will be ideally suited for studying Business and Economics at A-Level in our Sixth Form, but it will also develop key skills and understanding for a number of other courses, including Politics, Sociology and Law. Beyond Sixth Form there are a wide variety of University degree courses in the area of Business, Finance, Marketing, Management and Economics available.

The real life understanding obtained from GCSE Business will be directly transferrable into any job or industry.



### Key Facts at a glance

Qualification Name: Edexcel GCSE Business

Qualification Type: GCSE


Assessment: 100% Exam. 2 x 90 mark examinations

Examination Board: Edexcel

EBacc Subject: No

Further Information: Please see Mr Stephens for more information.

# GCSE Computer Science



## Why should I study Computer Science?

This qualification will build on the knowledge, understanding and skills established through the Computer Science elements of the Key Stage 3 programme of study. The content has been designed not only to allow for a solid basis of understanding but to engage learners and get them thinking about real world application.

This is a course that has real relevance in our modern world. Students who select GCSE Computer Science will gain an in-depth understanding of how computer technology works and a look at what goes on “behind the scenes”. As part of this, they will become proficient at computer programming, developing critical thinking, analysis and problem solving skills. The course aims to stimulate interest and engagement and draw focus to potential careers in Computer Science.

To be successful at GCSE, Computer Science students need to have a logical mind and a love of problem solving. We expect students to be able to work independently and develop their own problem solving skills at the same time as remaining informed about current developments in the Computer Science field.

## How will I learn?

### Computer Systems

This unit of study can be encompassed by three main questions:

What are the components of a computer and how do they interact within a machine?  
How can they be connected safely to form a range of networks where both the user and their data is secure?

What is the impact of Computer Science on the wider world, considering different ethical, legal, economic and security aspects?

### Computational Thinking, Algorithms and Programming

This unit covers the thinking skills required to be a successful programmer. The students study some standard sorting algorithms, along with the thinking and pseudocode skills needed to write their own algorithms. Within this unit students will also learn how to proficiently program in Python given real life scenarios, code which they will then test and evaluate to see if they met the brief set for them. Students learn how computers organise data, perform logic and calculations.

## How will I be assessed?

Paper 1 Computer Systems: 50% of the total GCSE 1 hour 30 minutes 80 marks

Paper 2 Algorithms : 50% of the total GCSE 1 hour 30 minutes 80 marks

## Progression—where could this course take me?

GCSE Computer Science gives a thorough grounding in computing, creating opportunities to move on to A-levels, vocational courses, industry recognised IT qualifications and employment in the IT industry. It also supports progress in other areas such as technology, science, engineering and the creative industries.

### Key Facts at a glance

**Qualification Name:** Computer Science

**Qualification Type:** GCSE


**Assessment:** 2 exams (50% each) both 1 hour 30 minutes

**Examination Board:** OCR

**EBacc Subject:** Yes

**Further Information:** Course code J277. Ask Mr Eveleigh for more details.

# GCSE Dance



## Why should I study Dance?

GCSE Dance encourages learners to take a skills-based approach. The practical component of the course enables students to study dance by 'doing' and the anthology of professional works will provide a springboard for the development of creative and engaging practical tasks. The study of the anthology will aid the development of students' skills in performance and choreography. We will then develop student's knowledge and understanding of dance and strengthen their ability to critically appraise dances of different styles and cultural influences. You will also go to see at least three different Dance performances over the two years.

## How will I learn?

### Year 10

You will start the course by studying the different styles of dance, so you build up confidence in your own performance skills. You will also start studying the anthology of professional works and develop your essay writing skills and will then strengthen your ability to critically appraise. You will then prepare a solo and group performance as a 'mini' practise of component 1. You will then move on to start your choreographies.

### Year 11

You will complete your choreographies for component 1 and will record your work ready for the moderated assessment. Alongside this you will prepare your solo and group performances ready for assessment after Christmas. Once this is completed you will focus on spending the rest of year 11 preparing for your Component 2 written exam in July.

## How will I be assessed?

Dance is split into two components which are assessed in Year 11. One component is a practical exam in front of an examiner, the other is a written exam at the end of the course.

Component 1 is made up of 3 performances: 1 solo performance, 1 group performance and one choreographed performance. **60%**

Component 2 is a written exam based on a Dance anthology and students ability to review their own work. **40%**

## Progression—where could this course take me?

GCSE Dance will give you the necessary knowledge and understanding to progress on to A level Dance. In addition to this, GCSE Dance teaches you about physical fitness, presentation and team working skills which are all key work skills.

You could be thinking about a career as a:

- Teacher
- Cinematographer
- Journalist
- Events Manager

And the skills would also suit a job as a Dancer, Choreographer or in any areas of the Arts.



### Key Facts at a glance

Qualification Name: GCSE Dance

Qualification Type: GCSE


Assessment: 60% Practical exam, 40% written exam

Examination Board: AQA

EBacc Subject: No

Further Information: See Mrs Dragutu

# GCSE Design and Technology



## Why should I study Design and Technology?

Design and Technology is an exciting and inspiring subject that encourages students to design and make products with creativity and originality in a variety of practical activities, using a range of materials and techniques. Students will undertake a spectrum of projects exploring the different stages of Design and Manufacture that would be used in commercial practices. This course allows students the freedom to work in any material on a brief that they find engaging.

Design and Technology is a practical subject area which requires the application of knowledge and understanding when developing ideas, planning, producing products and evaluating them. It develops skills and knowledge gained in Key Stage 3, designing and making in woods, metals, plastics, card and fabric. The course teaches students what they need to know to become modern designers and addresses the challenges they face in the 21st Century. The course will challenge students to solve problems, think analytically and learn technical drawing and design communication techniques.

## How will I learn?

Students will learn through a variety of Design and Make projects, as well as specific theory lessons. Students will also complete a practice NEA project, before moving on in year 11 to their full NEA coursework. Students will also be required to read around the subject in order to build their theory knowledge of the subject area.

## How will I be assessed?

### Written exam: 2 hours – 50% of GCSE

This will be a written exam assessing knowledge and understanding of core technical principles, specialist technical principles and designing and making principles.

### Non-exam assessment (NEA) – 50% of GCSE

This will be a design and make project where students will: identify and investigate design possibilities, produce a design brief and specification, generate design ideas, develop design ideas and make a final outcome suitable for their chosen area to investigate and design for. Throughout, students will also be expected to continually analyse and evaluate their work.

## Progression—where could this course take me?

Design and Technology can lead to a wide range of career options. Studying product design would be beneficial for those people who are interested in jobs within the creative, engineering or technology sectors. As you will learn many skills around design, planning and construction it also suits ‘hands on’ people who like to work practically.

In the future there will be high demand for engineers and trades people with advancing technology changing the way that people work. Careers can include work in the following areas: Product Design, Industrial Design, Architecture, Transport Design, Engineering, Fashion Design and Interior Design.



### Key Facts at a glance

Qualification Name: AQA GCSE Design and Technology

Qualification Type: GCSE


Assessment: 50% Exam, 50% Coursework

Examination Board: AQA

EBacc Subject: No

Further Information: See Mrs Flynn

# GCSE Drama



## Why should I study Drama?

When studying GCSE Drama you will:

- explore performance texts and develop understanding about their social, cultural and historical context including the theatrical conventions of the period in which they were created
- develop a range of theatrical skills and apply them to create performances
- work collaboratively to generate, develop and communicate ideas
- reflect on and evaluate your own work and that of others
- develop an awareness and understanding of the roles and processes undertaken in contemporary professional theatre practice

You will also study different live theatre and go to see at least three different performances over the two years.

## How will I learn?

### Year 10

You will start the course by studying the script you will be assessed on in your Component 3 written exam. You will look at rehearsal techniques, technical theatre, characterisation, original performance conditions and how they would direct and stage the script. You will then experience a 'mini' practise of Component 2 which is a scripted unit. You will then use the end of the year to prepare their Component 1 devised performance and coursework. Component 1 is internally assessed and externally moderated.

### Year 11

You will start Year 11 by preparing for the live theatre element of the written exam and you will revise the script you studied in Year 10 ready for your written exam. You will then begin rehearsing for your Component 2 scripted performance. Component 2 is externally assessed by a visiting examiner. You will spend the rest of year 11 preparing for your Component 3 written exam in July.

## How will I be assessed?

GCSE Drama is divided into 3 components and the assessment of this is spread over two years:

Component 1 is a devised performance with a coursework element. **40%**

Component 2 is a scripted performance. **20%**

Component 3 is a written exam based on analysing a text and live theatre performance. **40%**

## Progression—where could this course take me?

GCSE Drama will give you the necessary knowledge and understanding to progress on to A level Drama. In addition to this, GCSE Drama helps you develop time management, presentation and team working skills which are key skills in most jobs.

You could be thinking about a career as a:

- Barrister
- Journalist
- Teacher
- Events Planner

And the skills would also suit jobs in any area of Media, Film, Theatre and the Arts.



### Key Facts at a glance

Qualification Name: GCSE Drama

Qualification Type: GCSE

Assessment: 40% performance  
coursework, 20% scripted  
performance, 40% exam

Examination Board: Eduqas

EBacc Subject: No

Further Information: See Mrs Hodges  
or Miss Stevens

# Level 1/2 Vocational Award in Hospitality and Catering



## Why should I study Hospitality and Catering ?

Hospitality and Catering is the country's fifth largest industry in the UK, employing over 2.5 million people. The industry contributes over £90 billion a year to the economy and offers those joining the industry exciting and rewarding career paths. There are a huge amount of employment options and it's a thriving industry especially in the UK.

Studying a vocational course in Hospitality and Catering offers a fantastic opportunity to progress into the Industry. Vocational courses have been developed in partnership with employers to ensure students are learning the skills they will need in the industry while they are studying.

## How will I learn?

The WJEC Level 1/2 Vocational Award in Hospitality and Catering is made up of two mandatory units: Unit 1 The Hospitality and Catering Industry and Unit 2 Hospitality and Catering in Action. This structure has been designed to develop in learners the knowledge and understanding related to a range of hospitality and catering providers; how they operate and what they have to take into account to be successful.

There is the opportunity to learn about issues related to nutrition and food safety and how they affect successful hospitality and catering operations. Learners will also have the opportunity to develop some food preparation and cooking skills as well as transferable skills of problem solving, organisation and time management, planning and communication.

Learners will develop:

- Skills required for independent learning and development.
- A range of generic and transferable skills.
- The ability to solve problems.
- The skills of project based research, development and presentation.
- The fundamental ability to work alongside other professionals, in a professional environment

## How will I be assessed?

The WJEC Level 1/2 Vocational Award in Hospitality and Catering is assessed using a combination of internal and external assessment:

- Unit 1: The Hospitality and Catering Industry (1 hour 30 minute exam)  
*40% weighting*
- Unit 2: Hospitality and Catering in Action (non-examined assessment)  
*60% weighting*

## Progression—where could this course take me?

Employment in hospitality and catering can range from waiting staff, receptionists and catering assistants to chefs, hotel and bar managers and food technologists in food manufacturing. All of these roles require further education and training either through apprenticeships or further and higher education.

### Key Facts at a glance

Qualification Name: Hospitality and Catering

Qualification Type: WJEC Level 1 / 2 Award

Assessment: 40% Written exam, 60% non-examined assessment

Examination Board: WJEC/Eduqas

EBacc Subject: No

Further Information: To be successful in this course you will need to commit to purchasing food ingredients on a possible weekly basis. Please ensure you are happy with the financial side of the course before committing. If you have any questions related to this, please speak to Mrs Watts.

# GCSE French



## Why should I study French?

Learning a foreign language opens many doors, and French is no exception. Spoken as a native language in over 20 countries on 5 different continents, French is one of the most common languages in the world. Learning French will improve your communication skills, your cultural understanding and even your grasp of English, as the two languages share many words. A language GCSE is also a good addition to your CV, as fewer students in the UK are learning languages these days, which means you would stand out from the crowd when it comes to finding a job or applying to university. Lastly, if travel restrictions allow, we are also hoping to organise a residential trip to France, allowing you to put your newly acquired skills to the test!

## How will I learn?

GCSE French classes will feel like a logical transition from your French lessons at Key Stage 3. There will be an equal focus on all 4 skills (reading, writing, speaking and listening) and the use of the target language in the class will be increased with each new term.

A range of relevant contemporary and cultural themes will be studied. These are organised into five themes; each broke down into topics and sub-topics.

The five themes are: 1) Identity and culture; 2) Local area, holiday and travel; 3) School; 4) Future aspirations, study and work; and 5) International and global dimension.

## How will I be assessed?

Assessment consists of four externally examined papers based on the following skills: listening, speaking, reading and writing. Each paper worth **25%** of the total qualification:

- Paper 1: Listening and understanding in French (1FR0/1H) – 45 minutes
- Paper 2: Speaking in French (1FR0/2H) – 10-12 minutes plus 12 minutes preparation time
  - Task 1 – a role play
  - Task 2 – questions based on a picture stimulus
  - Task 3 – conversation based on two themes
- Paper 3: Reading and understanding in French (1FR0/3H) – 1 hour  
Includes translation into English
- Paper 4: Writing in French (1FR0/4H) – 1 hour 20 minutes  
Two open response questions and one translation into French

## Progression—where could this course take me?

- This course allows progression into A-Level French, which will expand on the topics covered at GCSE and add more in-depth analysis of books and films in French.
- Beyond A-Level, you can study any subject of your choosing and add French to it. That will provide you with the opportunity to carry out a year of your degree abroad in a French-speaking country and will expand the opportunities to find a job both in the UK (in a company that has links with French-speaking countries) or in a foreign country.



### Key Facts at a glance

Qualification Name: French GCSE

Qualification Type: GCSE


Assessment: 4 papers (Listening, Speaking, Reading and Writing)

Examination Board: Edexcel

EBacc Subject: Yes

Further Information: See Mr Cirera-Wonnacott

# GCSE Geography



## Why should I study Geography?

Studying geography gives students the opportunity to travel the world via the classroom, learning about both natural and social sciences along the way. You will understand how geography impacts everyday life and discover the key opportunities and challenges facing the world. You will also develop academic and life skills from writing, teamwork, and communication to analytical skills.

## How will I learn?

Learning will feel very similar to the lessons that you are used to in Year 9. There will be a combination of teacher-led and independent tasks, and we will investigate the wide variety of topics using real-life examples.

We will also be completing a fieldwork element of the GCSE. This will allow students to get out of the classroom and apply knowledge to interpret, analyse and evaluate information and issues related to geographical enquiry.

## How will I be assessed?

You will complete three exams at the end of Year 11. These are:

### Paper 1: Living with the Physical Environment – 35% of GCSE

- Section A - The challenge of natural hazards
- Section B - The living world
- Section C - Physical landscapes in the UK

### Paper 2: Challenges with the Human Environment – 35% of GCSE

- Section A - Urban issues and challenges
- Section B - The changing economic world
- Section C - The challenge of resource management

### Paper 3: Geographical Applications – 30% of GCSE

- Section A - Issue evaluation
- Section B - Fieldwork

## Progression—where could this course take me?

Geography GCSE is a great addition to your CV. It covers a variety of skills and combines Maths, English and Science, so it is well respected by employers. The GCSE perfectly aligns with A-Level geography, where you will delve even deeper into the workings of the world and the people in it. In further education you can become an expert in human or physical geography and choose to specialise in an area of geography which interests you, such as climate change, volcanology, or urban management.

### Key Facts at a glance

Qualification Name: GCSE Geography

Qualification Type: GCSE

Assessment: Exam based

Examination Board: AQA

EBacc Subject: Yes

Further Information: See Miss Bracey with any questions.



# GCSE History



## Why should I study History?

- GCSE History will give you a fascinating insight to some of the most significant events and changes our society has witnessed.
- GCSE History will provide you with a broad range of skills; from constructing a balanced argument, making inferences to analysing interpretations and sources.
- History will teach you to analyse, interpret and explain. You will learn these skills through the study of; medicine and treatment; the economic, political and social reasons for Adolf Hitler's rise to power; The causes of the American war of independence and the problems Elizabeth I faced during her reign.

## How will I learn?

- Lessons will seek to combine a range of strategies including individual, paired and group work. Research and review tasks will be set regularly to ensure you have a great grasp of the key knowledge.
- Exam questions will be practiced (as you have done since year 7) termly.

## How will I be assessed?

100% Exam, no coursework.

- **Paper 1:** Medicine Through time C.1000AD and The British sector of the Western Front: injuries, treatment and the trenches. (1 hour 20 minutes) 30% of the GCSE grade.
- **Paper 2:** Early Elizabethan England, 1558–88 and British America 1713–83: empire and revolution. (1 hour 45 minutes) 40% of the GCSE grade.
- **Paper 3:** Germany 1918-1939. (1 hour 15 minutes) 30% of the GCSE grade.

## Progression—where could this course take me?

- The skills delivered through GCSE History are applicable to so many different subjects and future careers.
- The ability to create a balanced argument and explain both sides is valued in all written A level subjects and is a key component to any future role involving leadership.
- The study of History sits well alongside other subjects such as English, Geography, Religious Studies and Languages. Many students of History go on to study it at A Level alongside other subjects such a Politics, English Literature/Language, Sociology, Psychology, Geography and the sciences.
- Former GCSE History students have gone on to become journalists, lawyers, researchers, solicitors, neuro-surgeons, accountants, nurses, doctors, mechanics and teachers.

### Key Facts at a glance

Qualification Name: GCSE History

Qualification Type: GCSE

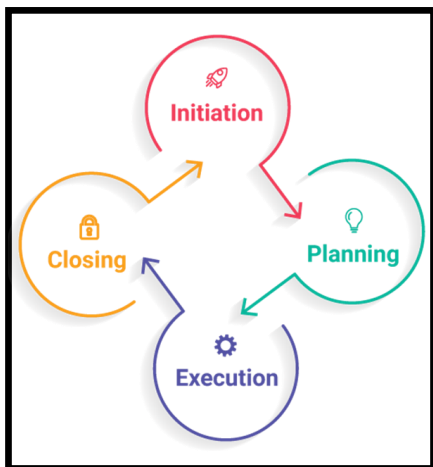
Assessment: All examination (3 exams; 1hr 45mins, 1hr 20 mins, 1hr 15mins)

Examination Board: Edexcel

EBacc Subject: Yes

Further Information: . See Mr Withers for more information.

# Cambridge National Level 1/2 Certificate in Creative iMedia



## Why should I study Creative iMedia?

The world is becoming a much more technical place. With the rise of social media, streaming services and visual promotion, businesses are looking to recruit those with creative technical skills. This GCSE equivalent will give you the opportunity to learn about the media industry and developing IT skills to edit photos, videos and sound to help create multimedia graphics. This course does have an external exam, but there is the opportunity to support this with two projects where you apply your creative iMedia skills. This will help build evidence towards a media-based role.

## How will I learn?

This qualification will teach you about the media industry, but also help you develop the techniques needed to develop digital multi-media.

You will learn:

- How to visually present ideas and plan digital multimedia
- How to create effective storyboards
- An understanding of how to read scripts and different camera angles for film and TV
- How to research ideas
- How to format digital multimedia
- How to produce and present final products to clients.

There are optional units where the student will be able to create 2D/3D Characters, comic strips, websites, animation, multimedia products, digital sound sequence, digital video sequence, digital photography or design a game. You will learn the techniques needed to complete your chosen unit and will complete a project around this.

## How will I be assessed?

There are three units of assessments on the course:

- R081: Pre-production skills (1 hour 15 minute exam)
- R082: Creating digital Graphics (10 hour project to be completed in class)
- 1 Optional Unit (10 hour project to be completed in class e.g. creating 3D characters, comic strips, creating a website, animation, creating multimedia products and game design)

**All will be graded on the following scale:** Level 2 Distinction\*, Level 2 Distinction, Level 2 Merit, Level 2 Pass, Level 1 Distinction, Level 1 Merit, Level 1 Pass

## Progression—where could this course take me?

The skills, knowledge and understanding they will develop through this qualification are very relevant to both work and further study. They will support them in a range of subject areas such as A Levels in Business and Media Studies or the Cambridge Technical Level 3 in IT. They can also support their progression into employment through Apprenticeships in areas such as Digital Marketing and media.



### Key Facts at a glance

**Qualification Name:** Creative iMedia

**Qualification Type:** Cambridge National Level 1/2


**Assessment:** 1 exam (1 hour 15 mins) plus 2 x projects totalling 20-hour to be completed in class

**Examination Board:** OCR

**EBacc Subject:** No

**Further Information:** Course code J808. Ask Mr Stephens or Mr Wells for more details.

# GCSE Music




## Why should I study Music?

When studying GCSE Music you will:

- explore lots of different genres of music and develop understanding about their role in musical history. You will listen to and learn about music from different times in history, different cultures and styles, analysing and putting it into context, including the social period in which they were created.
- develop a range of musical skills and apply them to develop your own compositions.
- work collaboratively to create performances on your chosen instrument(s), both ensemble and solos.
- reflect on and evaluate your own work and that of others.

You will also have the opportunity to experience live music and we hope to get out and see several performances over the two years.



## How will I learn?

At GCSE Music you will have the opportunity of using a variety of different skills. Some lessons will be theory based with lots of listening and notation writing, while others will be more practical. You will cover a wide range of styles of music and learn all about the way the music is created. You will get the opportunity to perform regularly to each other and you will develop your knowledge of the different composition techniques you have gained during KS3 in order to create your own pieces. The work will be completed individually as well as in groups of all different sizes. Everyone on the course is expected to take part in extra performance opportunities, such as School Concerts, Productions, Showcases and external performances as and when they arise in the school calendar. You may be encouraged to take a leadership role in ensembles and bands depending on your experience, supporting and leading younger students.

## How will I be assessed?

If you choose to take Music as at GCSE you will be assessed in the following way:

**30% - Composition** – you will need to complete TWO compositions. One composition is written to a given brief and the other is a free composition.

**30% - Performance** – you will need to record TWO performances. You must complete a solo and an ensemble performance on an instrument/voice of your choice.

**40% - Listening and Appraising exam** – you will sit a 1hour and 30-minute written exam which will have listening and written questions. You will be putting a lot of what you learn during the two year course into use here.

## Progression—where could this course take me?

You could go on to study Level 3 courses in Music including A-level, and Music BTEC. This will also open doors to study Level 3 Musical Theatre, Music Production and Performing Arts courses. If you study further then doors could be open to studying Music at University leading to a Bachelor of Arts degree. You could also think of a career as a:

Music therapist, Music producer, Music teacher, Musical Director, Music Journalist, Sound engineer and many more...

### Key Facts at a glance

Qualification Name: GCSE Music

Qualification Type: GCSE

Assessment: Composition, Performance and a Listening and Appraising exam

Examination Board: AQA

EBacc Subject: No

Further Information: For further information speak to Mrs Hutchings or Mrs Shannon.

# GCSE Physical Education



## Why should I study Physical Education?

GCSE Physical Education is an inspirational and challenging course, with a hugely dedicated, passionate and knowledgeable team leading it. It will provide you with a well-rounded and full introduction to the world of PE, Sport and Sport Science through developing an understanding of how the mind and body works in relation to performance in physical activity. We want you to love our subject as much as we do, and are confident you will receive a hugely positive experience over the two years.

In a climate where healthy, active lifestyles and well-being are becoming more of a focus for the nation, there has never been a more crucial time to educate the younger generations on the life-changing and positive impact physical activity, fitness and health knowledge can have. The modules within the course that are studied, such as sports psychology, anatomy and physiology and biomechanics, all provide a useful insight into additional post 16 A-Level subjects such as PE, psychology, human biology and physics.

## How will I learn?

The content will be taught through a mixture of engaging classroom- based activities, active theory tasks and practical lessons. A typical week will consist of two theory lessons and one practical lesson. **It is an expectation that if you select GCSE PE, you are a regular participant in physical activity and sports teams/individual sports both in and out of school.**

## How will I be assessed?

- 30% practical assessment- Three practical performances in a team sport, individual sport and one other, chosen from a specific list provided by the DfE.
- 10% written coursework task – Performance analysis and improvement.
- 60% theory - Two examination papers (2x 1 hour 15-minute exams), taken at the end of the two-year course.

## Progression—where could this course take me?

GCSE Physical Education is not just an excellent base for the AQA A- Level in Physical Education, it can take you much further. For those of you fascinated by the human mind, why not carry on to Psychology? For people into the ‘why’ of the human race, this carries you through to Sociology. This is also an excellent additional qualification for those undertaking the sciences with the intention to move through into medicine or physiotherapy routes.

### Key Facts at a glance

Qualification Name: AQA GCSE Physical Education

Qualification Type: GCSE

Assessment: 60% theory, 30% practical, 10% coursework.

Examination Board: AQA

EBacc Subject: No

Further Information: Please contact Mr Cook, Miss Harmer or Mrs Alabidi.

# GCSE Religious Studies



## Why should I study Philosophy and Religion?

- To investigate ultimate questions e.g. what is the purpose of life?
- Study topics that explain the diversity of life and religion in the modern world
- Improve philosophical thinking skills and the ability to think outside of the box
- Develop communication skills and learn to clearly express your views and increase your self-confidence
- RS applies to every aspect of life that involves people and their views/customs
- It helps you to be more open minded
- It helps you to develop your own ideas and opinions and explore issues you may not have the chance to otherwise

## How will I learn?

- Through a variety of written, aural, visual and kinaesthetic resources.
- Plenty of opportunity to practice exam technique through exam practice

## How will I be assessed?

### The Studies of Religions: beliefs, teachings, and practices

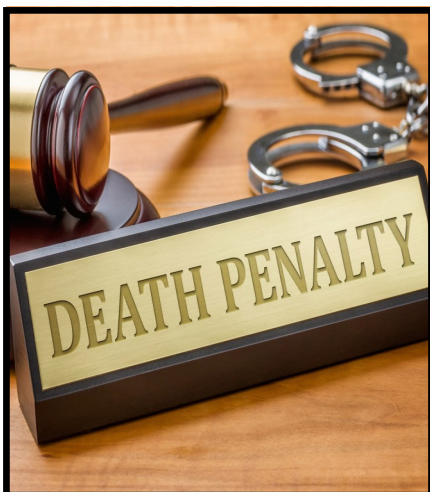
Written exam: 1 hour 45 minutes

- 96 marks, plus 6 marks for spelling, punctuation, and grammar (SPaG)
- 50% of GCSE

### Thematic Studies

Written exam: 1 hour 45 minutes

- 96 marks, plus 3 marks for spelling, punctuation, and grammar (SPaG)
- 50% of GCSE



## Progression—where could this course take me?

Students will be challenged with questions about belief, values, meaning, purpose and truth, enabling them to develop their own attitudes towards religious issues.

Students will also gain an appreciation of how religion, philosophy and ethics form the basis of our culture. They will develop analytical and critical thinking skills, the ability to work with abstract ideas, leadership and research skills. All these skills will help prepare them for further study.

It compliments other subjects that you might want to study in at A-level or degree level such as English, Art, History, Science, Philosophy and Psychology.

It is relevant to a wide range of jobs that are centred around people such as lawyers, nurses/doctors, police services, sales, management etc. The list is endless!

### Key Facts at a glance

Qualification Name: Religious Studies A (8062)

Qualification Type: GCSE

Assessment: 2x written exams

Examination Board: AQA

EBacc Subject: No

Further Information: Please see Miss Sullivan for further information.

# GCSE Spanish



## Why should I study Spanish?

Spanish is an extremely important language: it is the second most spoken native language in the world with over 500 million speakers and its popularity keeps on growing. As the famous linguist Frank Smith said: "One language sets you in a corridor for life. Two languages open every door along the way." A GCSE in a language is a great qualification to add to your CV. It will help you achieve an English Baccalaureate certificate, demonstrating that you are a well-rounded student.

Did you know that only 4% of the UK population can speak Spanish fluently? A commitment to learning this language would definitely make you stand out!

Moreover, if travel restrictions allow, we should be able to carry out a residential trip to Spain to visit and study the language in total immersion!

## How will I learn?

GCSE Spanish classes will feel like a logical transition from your Spanish lessons at Key Stage 3. There will be an equal focus on all 4 skills (reading, writing, speaking and listening) and the use of the target language in the class will be increased with each new term.

A range of relevant contemporary and cultural themes will be studied. These are organised into five themes; each broke down into topics and sub-topics.

The five themes are: 1) Identity and culture; 2) Local area, holiday and travel; 3) School; 4) Future aspirations, study and work; and 5) International and global dimension.

## How will I be assessed?

Assessment consists of four externally examined papers based on the following skills: listening, speaking, reading and writing. Each paper worth **25%** of the total qualification.

- Paper 1: Listening and understanding in Spanish (1SP0/1H) – 45 minutes
- Paper 2: Speaking in Spanish (1SP0/2H) – 10-12 minutes plus 12 minutes preparation time
  - Task 1 – a role play
  - Task 2 – questions based on a picture stimulus
  - Task 3 – conversation based on two themes
- Paper 3: Reading and understanding in Spanish (1SP0/3H) – 1 hour  
Includes translation into English
- Paper 4: Writing in Spanish (1SP0/4H) – 1 hour 20 minutes  
Two open response questions and one translation into Spanish

## Progression—where could this course take me?

- This course allows progression into A-Level Spanish, which will expand on the topics covered at GCSE and add more in-depth analysis of books and films in Spanish.
- Beyond A-Level, you can study any subject of your choosing and add Spanish to it. That will provide you with the opportunity to carry out a year of your degree abroad in a Spanish-speaking country and will expand the opportunities to find a job both in the UK (in a company that has links with Spanish-speaking countries) or in a foreign country.



### Key Facts at a glance

Qualification Name: Spanish GCSE

Qualification Type: GCSE

Assessment: 4 papers (Listening, Speaking, Reading and Writing)

Examination Board: Edexcel

EBacc Subject: Yes

Further Information: See Mr Cirera-Wonnacott

# GCSE Textile Design



## Why should I study Textile Design?

GCSE Art Textiles is an exciting course that focuses on learning through practical and creative experience. Each lesson is hands on, you learn and try out new and exciting ways of being creative within fashion and textiles. You will explore different textile techniques and research the work of fashion designers and textiles artists to help enrich and develop your own work.

## How will I learn?

Students will start off the course with a series of workshop-based lessons where they will have the opportunity to experiment with different materials, techniques and processes building on the skillset they have already developed in key stage 3.

This will include felt making, fabric manipulation, knit and weave, dyeing and painting textiles, hand embroidery and machine embroidery and laser cut textiles.

Students will take inspiration from artists, designers and cultures to help develop their own work.

Students will be encouraged to come up with their own ideas and areas of interest within the broad topics they are given. Ensuring all students find something they are excited and inspired by to focus on in the course. Students will develop skills to work independently and will also be introduced to different skills, techniques and processes for possible career paths, including apprenticeships, college courses and University.

Students will be able to think creatively and use their imagination to problem solve and develop their work.

## How will I be assessed?

The Art Textiles GCSE is made up of two components.

### Component 1 - Coursework portfolio.

Worth 60% of the final grade. The coursework projects will be completed in lesson time and as homework throughout year 10 and the first half of year 11. They will use a number of exciting materials and processes continuing on from the skills and techniques they have learnt in key stage 3.

### Component 2 – The exam.

Worth 40% of the final grade. This involves a 10-hour practical exam which is split over a few days. The students produce a final piece for the exam project e.g. a fashion outcome, art textiles or interior textiles

## Progression—where could this course take me?

Listed below are just some of the careers that are waiting for you...

- |                              |                  |
|------------------------------|------------------|
| Costume Design               | Textiles Design  |
| Fashion Design               | Jewellery Design |
| Interior Design              | Teacher          |
| Fashion and Media Journalism | Buyer            |

### Key Facts at a glance

Qualification Name: GCSE Art and Design – Textile Design

Qualification Type: GCSE

Assessment: 40% exam 60% coursework

Examination Board: AQA

Further Information: Please note that if a student has not taken Art Textiles in year 9 they will still be able to choose art as a GCSE option.